




**ENTERPRYZE**

**EXTENDED PROFILE**



## OVERVIEW

Maximize your margins with the number 1 inventory platform for SMEs. The easy-to-use, powerful, cloud platform helps you manage your stock, customers & suppliers all in one solution. Stop running your business with basic accounting and spreadsheets.

Get an all-in-one cloud software with CRM, service, accounting, and banking to streamline your business activities. Enterpryz is a revolutionary platform for growing SMEs looking to modernize and simplify business processes. They help SMEs by providing a fully integrated business management system (inventory, finance, sales, CRM, stock management, manufacturing, distribution, scheduling, expenses, reporting, services, etc.) securely in the cloud.



## SOFTWARE SPECIFICATION

<b>OVERVIEW</b>	
<b>PRODUCT NAME</b>	Enterpryze
<b>SOFTWARE FEATURES</b>	
<b>API ACCESS</b>	✓
<b>CADENCE</b>	✗
<b>CONTACT MANAGEMENT</b>	✗
<b>CONTRACT MANAGEMENT</b>	✗
<b>DATABASE MANAGEMENT</b>	✗
<b>FUNNEL REPORTING</b>	✗
<b>INTEGRATIONS</b>	✓
<b>PARTNER TRACKING</b>	✗

PERFORMANCE REPORTING	✗
PIPELINE MANAGEMENT	✓
PRODUCT & PRICE CONTROL	✗
SALES GAMIFICATION	✗
QUOTATION HANDLING	✗
TASK ASSIGNMENT	✓
TERRITORY/QUOTA MANAGEMENT	✗
<b>CUSTOMER SIZE</b>	
SMALL (1-50 USERS)	✓
MEDIUM (51-200 USERS)	✓
ENTERPRISE (201+ USERS)	✓
<b>OTHER FEATURES</b>	
MULTIPLE LOCATIONS	✗
MULTIPLE CURRENCY	✓
CUSTOMIZABLE	✗
<b>MOBILE FEATURES</b>	
IOS APP	✓
ANDROID APP	✓
NATIVE WEB APP	✓
<b>HOSTING METHOD</b>	


CLOUD



ON-PREMISE

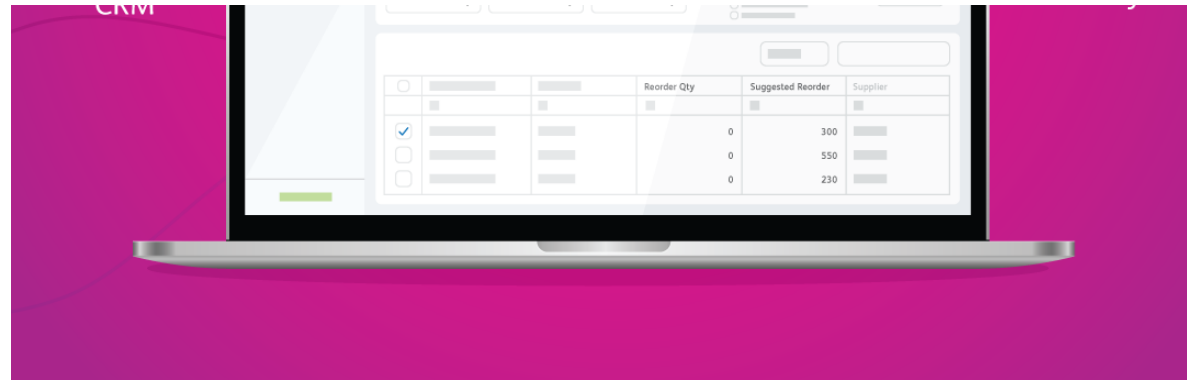


FURTHER INFORMATION



SOFTWARE SCREENSHOTS

A large graphic with a purple-to-pink gradient background. At the top center is the 'enterprise' logo. Below it are five circular icons connected by dotted lines: a piggy bank for 'Accounting', a line graph for 'Reporting &amp; Automation', a storefront for 'Ecommerce', a shopping bag for 'Inventory', and a globe for 'CRM'. At the bottom center is a laptop displaying a software interface. The interface shows a navigation menu on the left with 'Purchasing' selected, a main content area with 'New Item Reordering' and 'Create Order' buttons, and a search bar at the bottom right.



The banking dashboard includes the following sections:

- Bank Transactions:** A list of transactions with columns for Date, Amount, and Description.
- Bank Balance:** A line chart showing the balance over time, with a value of SGD 149,237,405.81.
- Bank Reports:** A section for generating reports, currently showing a loading spinner.
- Average Exchange Rate:** A table showing exchange rates for various currencies.

The sales dashboard includes the following sections:

- Sales Revenue:** A line chart showing sales revenue over time, with a peak in May.
- Sales KPI:** A section showing key performance indicators with values like 17,716,871.00 SGD.
- Sales by product group:** A bar chart showing sales for different product groups.
- My activities:** A section for tracking user activities, with a message: "You have no activities today."